






# AUTOMATIC ELECTRONIC HIGH-SPEED CUTTING & SEALING MACHINE

## 電子控制自動化高速封切機



僑偉塑膠機械有限公司  
CHAO WEI PLASTIC MACHINERY CO., LTD.

## FEATURES:

- Photo cell device make printed bag cut precisely.
- Heat needle for auto stacked for t-shirt bag which position can be adjusted.
- Individual feeding device.


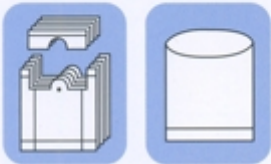
## 特點:

- 電眼追蹤使印刷袋之圖案位置精確。
- 熱針可依需要移動位置，背心袋可製成整疊。
- 後送料分開送料裝置。

### CWA1

#### Automatic Electronic High-Speed Cutting & Sealing Machine.

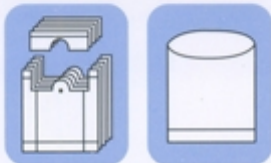
電子控制全自動高速封切機



### CWAA

#### Automatic Electronic High-Speed Cutting & Sealing Machine. (Double Photo Cell Series)

電子控制高速雙條電眼  
封切機




(Double Photo Cell Series)



### CWA1+3

#### Automatic Electronic High-Speed 3 Lines Cutting & Sealing Machine.

電子控制全自動高速  
單層三條封切機



## FEATURES:

- Free-tension sealing device makes bag thickness up to 0.20m/m.
- It suits for making t-shirt bag, bottom sealing bag and thick bag.


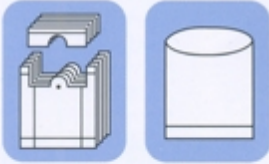
## 特點:

- 無拉力封口裝置，厚度可達0.20m/m。
- 本系列為背心袋、平袋、厚袋三用。

### CWA1+F

#### Automatic Electronic High-Speed Cutting & Sealing Machine. + Free-tension Sealing Device.

電子控制全自動高速封切機  
+無拉力封口



### CWAA+F

#### Automatic Electronic High-Speed Cutting & Sealing Machine. + Free-tension Sealing Device.(Double Photo Cell Series)


電子控制高速雙條電眼  
封切機+無拉力封口



### CWA+F

#### Automatic Electronic High-Speed Heavy Bag Sealing & Cutting Machine.

電子控制高速重型  
封切機+無拉力封口



Optional:  
Photo Cell Device.

## FEATURES:

- Heat needle for auto stacked for t-shirt bag which position can be adjusted.
- Individual feeding device.
- It suits for making t-shirt bag and bottom sealing bag


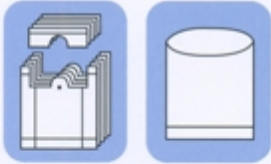
## 特點:

- 熱針可依需要移動位置，背心袋可製成整疊。
- 後送料分開送料裝置。
- 本系列為背心袋、平袋兩用。

### CWA2

#### Automatic Electronic High-Speed Double Layer 4 Lines Cutting & Sealing Machine.

電子控制全自動高速  
雙層4條封切機



### CWA2+6

#### Automatic Electronic High-Speed Two Layer 6 Lines Cutting & Sealing Machine.


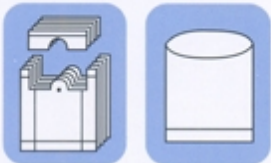
電子控制全自動高速  
雙層6條封切機



### CWA2+8

#### Automatic Electronic High-Speed Two Layer 8 Lines Cutting & Sealing Machine.

電子控制全自動高速  
雙層8條封切機




## FEATURES:

- This machine specialize to make HDPE disposable gloves.
- Adopting aluminum alloy for mould, to make the sealing & cutting strong and easy to tear.
- Heat needle for auto stacked easy to pack.


## CWAG

## Automatic Electronic High-Speed HDPE Disposable Gloves Making Machine.

電子控制高速HDPE手套專用機



Optional Equipment:  
Ice bag making device.



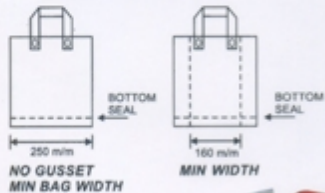
## 特點:

- 本機系HDPE手套專用機。
- 模具使用鋁合金，封切牢固易撕。
- 熱針裝訂成本，易包裝。

## CW-25LH

## Semi-Automatic Loop Handle Bag Making Machine.

半自動底封袋軟把手封合機



## CW-60~100

## Pneumatic Punching Machine.

氣壓式沖床



## Specifications: 規格表

型式 MODEL	切袋寬 BAG WIDTH (mm.)	封袋長 BAG LENGTH (mm.)	軟把手尺寸 SIZE OF LOOP HANDLE (mm.)	封切厚度 CONVERTING THICKNESS(mm)	封切速度 P.C.S. / min	電熱 HEATER (kw)	全台備電 POWER REQUIRED(kw)	機械尺寸 DIMENSION LXWXH(cm)	機械重量 MACHINE WEIGHT(kgs)	裝箱尺寸 PACKING LXWLH(cm)	裝箱重量 GROSS WEIGHT(kgs)	
CW-25LH	160~800	800	W:30 L:360	0.018~0.25	20	300x4	2	150x180x130	400	130x130x130	550	
CW-60~100	Air Volume & Pressure: Above 100psi / 7 kg / cm <sup>2</sup>								48x 71x132	200	55x 90x147	250

## Specifications: 規格表

型 式 MODEL	切袋寬 BAG WIDTH (MAX.)	封袋長 BAG LENGTH	封切厚度 CONVERTING THICKNESS(mm)	長度誤差 ACCURACY LENGTH(mm)	封切速度 P.C.S. / min	動 力 MOTOR/HP	電 熱 HEATER (kw)	全台備電 POWER REQUIRED(kw)	機械尺寸 DIMENSION LXWXH(cm)	機械重量 MACHINE WEIGHT(kgs)	裝箱尺寸 PACKING LXWLH(cm)	裝箱重量 GROSS WEIGHT(kgs)
CWA1 2030	18"	1" ~ 30"	0.008 ~ 0.1	±1	30 ~ 120	1	1.5	2.4	400x115x146	530	270x122x166	800
CWA1 2842	26" 12" x2	1" ~ 36"	0.008 ~ 0.1	±1	30 ~ 120	1	2.1	3.1	400x135x146	700	270x146x170	1000
CWA1 3248	30" 14" x2	2" ~ 40"	0.008 ~ 0.1	±1	30 ~ 100	2	2.5	4.4	400x145x146	800	270x157x170	1100
CWA1 4060	38" 18" x2	2" ~ 50"	0.008 ~ 0.1	±1	30 ~ 90	2	2.9	6.6	400x165x146	950	270x172x170	1400
CWAA 2830	11" x2	1" ~ 30"	0.008 ~ 0.1	±1	30 ~ 90	2	2.2	4.2	390x155x150	700	270x157x170	1000
CWAA 3230	13" x2	1" ~ 30"	0.008 ~ 0.1	±1	30 ~ 90	2	2.8	5.3	390x165x150	800	270x167x170	1100
CWAA 4030	17" x2	1" ~ 30"	0.008 ~ 0.1	±1	30 ~ 100	2	3.2	7.2	390x185x160	1000	270x187x170	1400
CWA1+3 2842	26" x1 12" x2 7" x3	1" ~ 36"	0.008 ~ 0.1	±1	30 ~ 120	1	2.1	3.1	400x135x146	800	270x146x170	1100
CWA1+3 3248	30" x1 14" x2 9" x3	2" ~ 40"	0.008 ~ 0.1	±1	30 ~ 100	2	2.5	4.4	400x145x146	900	270x157x170	1200
CWA1+3 4060	38" x1 18" x2 12" x3	2" ~ 50"	0.008 ~ 0.1	±1	30 ~ 90	2	2.9	6.6	400x165x146	1050	270x172x170	1600
CWA1+F 2030	18"	1" ~ 30"	0.008 ~ 0.2	±1	30 ~ 120	1	2.2	3.1	400x115x146	530	270x122x166	800
CWA1+F 2842	26" 12" x2	1" ~ 36"	0.008 ~ 0.2	±1	30 ~ 120	1	3.1	4.1	400x135x146	700	270x146x170	1000
CWA1+F 3248	30" 14" x2	2" ~ 42"	0.008 ~ 0.2	±1	30 ~ 100	2	3.7	5.6	400x145x146	800	270x157x170	1100
CWA1+F 4060	38" 18" x2	2" ~ 50"	0.008 ~ 0.2	±1	30 ~ 90	2	4.4	8.1	400x165x146	950	270x172x170	1400
CWAA+F 2830	11" x11"	1" ~ 30"	0.008 ~ 0.2	±1	30 ~ 100	2	2.3	4.4	400x155x150	700	270x157x170	1000
CWAA+F 3230	13" x13"	1" ~ 30"	0.008 ~ 0.2	±1	30 ~ 100	2	2.8	5.5	400x165x150	800	270x167x170	1100
CWAA+F 4030	17" x17"	1" ~ 30"	0.008 ~ 0.2	±1	30 ~ 90	2	3.3	7.8	400x185x160	1000	270x187x170	1400
CWA+F 2030	18"	1" ~ 30"	0.008 ~ 0.2	±1	30 ~ 120	1	1.3	2.2	400x115x146	500	257x125x166	800
CWA+F 2842	26"	1" ~ 36"	0.008 ~ 0.2	±1	30 ~ 120	1	1.9	2.9	400x135x146	600	257x145x170	900
CWA+F 3248	30"	2" ~ 42"	0.008 ~ 0.2	±1	30 ~ 100	2	2.3	4.0	400x145x146	700	257x157x170	1000
CWA+F 4060	38"	2" ~ 50"	0.008 ~ 0.2	±1	20 ~ 90	2	2.8	6.3	430x165x153	900	257x175x191	1200
CWA+F 4670	44"	3" ~ 65"	0.008 ~ 0.2	±1	20 ~ 80	2	3.5	7.0	456x178x153	1000	257x192x191	1300
CWA+F 5075	48"	4" ~ 70"	0.008 ~ 0.2	±1	20 ~ 80	2	4.2	7.8	536x188x153	1100	257x205x191	1400
CWA+F 6090	58"	4" ~ 80"	0.008 ~ 0.2	±1	20 ~ 80	2	5.3	8.2	560x210x153	1400	257x210x191	1800
CWA2 2030	18" x2	1" ~ 30"	0.008 ~ 0.1	±1	30 ~ 120	2	2.7	4.7	430x115x190	800	270x122x210	1100
CWA2 2842	26" x2 12" x4	1" ~ 36"	0.008 ~ 0.1	±1	30 ~ 120	2	3.6	5.5	430x135x190	1000	270x146x210	1300
CWA2 3248	30" x2 14" x4	2" ~ 40"	0.008 ~ 0.1	±1	30 ~ 100	2	4.5	6.6	430x145x190	1100	270x160x210	1400
CWA2 4060	38" x2 18" x4	2" ~ 50"	0.008 ~ 0.1	±1	30 ~ 90	2	5.0	7.0	430x165x190	1300	270x172x210	1600
CWA2+6 2842	26" x2 12" x4 7" x6	1" ~ 36"	0.008 ~ 0.1	±1	30 ~ 120	2	3.6	5.5	450x135x190	1100	295x146x210	1450
CWA2+6 3248	30" x2 14" x4 9" x6	2" ~ 40"	0.008 ~ 0.1	±1	30 ~ 100	2	4.5	6.6	450x145x190	1200	295x160x210	1550
CWA2+6 4060	38" x2 18" x4 12" x6	2" ~ 50"	0.008 ~ 0.1	±1	30 ~ 90	2	5.0	7.0	450x165x190	1400	295x172x210	1750
CWA2+8 3230	30" x2 13" x4 9" x6 7" x8	2" ~ 30"	0.008 ~ 0.1	±1	30 ~ 100	2	4.5	6.6	450x145x190	1200	295x160x210	1550
CWA2+8 4030	38" x2 18" x4 12" x6 8.5" x8	2" ~ 30"	0.008 ~ 0.1	±1	30 ~ 90	2	5.0	7.0	450x145x190	1400	295x172x210	1750
CWAG 2030	18"	1" ~ 24"	0.008 ~ 0.1	±1	30 ~ 90	1	2.1	2.9	400x120x153	550	257x127x173	800

\* Specifications are subject to change without notice for improvement.



僑偉塑膠機械有限公司

CHAO WEI PLASTIC MACHINERY CO., LTD.

公司:嘉義縣水上鄉大堀村大堀尾1-12號  
No.1-12 Ta Chueh Wei, Ta Chueh Tsun, Suei  
Sang Hsiang, Chia Yi Hsien, Taiwan. 60842

TEL:886-5-2686688 . 2686677

FAX:886-5-2687821 . 2682288

E-mail:chaowei7@ms38.hinet.net

E-mail:chao.wei@msa.hinet.net

Http://www.chaowei.com.tw

